



Integrate EPLAN Electric P8/Fluid/Pro Panel with PROCAD PRO.FILE to streamline your electrical design & lifecycle management

The rapid evolution of electrical design and manufacturing requires more efficient ways to manage the complexity involved. Integrating ECAD tools with PLM systems becomes invaluable in this context. Integrations facilitate a seamless flow of information across all stages of product development and enhance efficiency, collaboration and overall product quality.

Why integrate?

Enhanced collaboration & efficiency

With an integration, design teams can work more closely with manufacturing and supply chain departments. This allows for real-time sharing of design data, component specifications, and revisions, reducing communication gaps and accelerating decision-making processes. Engineers can access up-to-date component and design information directly in EPLAN, minimizing the need for redundant data entry and manual updates.

Improved data accuracy & consistency

A key benefit of an integration is that any changes made in EPLAN are synchronized with the PLM system, maintaining data consistency across all stages of product development. This reduces the risk of errors caused by outdated or mismatched information, leading to higher design quality and more reliable products.




Optimized compliance & documentation

By centrally storing all design data, documentation and change histories, an integration simplifies compliance with industry standards and regulatory requirements. This facilitates audits and ensures that all required documents are up to date and accurate.

The solution




The integration of EPLAN with PRO.FILE using XPLM's proven **integrate2** platform is a strategic move that can transform electrical design and lifecycle management. By enhancing collaboration, improving data management, accelerating time-to-market, and ensuring compliance, this integration offers substantial benefits.

As technology continues to advance, the synergy between EPLAN and PRO.FILE will become increasingly important for companies looking to secure a competitive advantage in the industry.

 EFFICIENCY	 CONSISTENCY	 COMPLIANCE
<ul style="list-style-type: none"> ■ Always access up-to-date information ■ Perform agile, cross-domain development 	<ul style="list-style-type: none"> ■ Grant constantly high data quality ■ Minimize risk of errors 	<ul style="list-style-type: none"> ■ Retain compliance and standards ■ Ensure auditable processes

Integration features

integrate2 achieves complete traceability of your product development processes by integrating EPLAN into your business processes managed by PRO.FILE.

 FEATURE	 FUNCTIONALITY	 YOUR BENEFITS
New design creation	Creates new designs based on templates directly in EPLAN.	Save time by reusing existing designs or templates for new projects.
Design management	Uses PRO.FILE objects to manage the native design data.	Avoid redundancy by using a central storage location and provide design information to all stakeholders outside the EPLAN world.
Datamodel creation	Automatically creates objects and relationships for the data handling in PRO.FILE.	Prevent manual work by automatically establishing the configured datamodel in PRO.FILE.
Output data creation	Creates and uploads the outputs needed for production and for exchange with other disciplines.	Standardize and automate the creation of manufacturing data and documentation.
BOM upload	Uploads the assembly-specific list of components used in the design to PRO.FILE.	Streamline your business processes by automatically uploading BOM information from EPLAN to PRO.FILE.
BOM comparison	Creates an interactive BOM comparison list between EPLAN and PRO.FILE.	Get exact information about components changed in the EPLAN design versus PRO.FILE and check for missing and obsolete parts in PRO.FILE.
Design download	Downloads the design from PRO.FILE for viewing or editing, incl. object reservation control.	Always work with the latest EPLAN design data and remove manual work through automated data exchange processes.
Component data synchronization	Keeps the components in the library database bidirectionally up-to-date between EPLAN and PRO.FILE.	Eliminate the need for manual data entry and reduce the time and effort required to update information in both systems.

Power-up your product lifecycle: Seamlessly connect EPLAN with PRO.FILE!



Scan this QR code for all PRO.FILE integrations

ABOUT US

XPLM is a global solution provider specializing in the integration of applications, processes, and data for industrial companies. With our unique portfolio, we connect leading PLM and engineering systems to help our customers bring products to market faster and more successfully.

HEADQUARTER

XPLM Solution GmbH
 Altmarkt-Galerie Dresden,
 Altmarkt 25
 01067 Dresden, Germany
 Office: +49 351 82658-0
 Email: marketing@xplm.com
 Web: www.xplm.com

OFFICE USA

XPLM Solution Inc.
 100 Brickstone Square #100
 Andover, MA 01810 USA
 Office: +1 508 753-7500

OFFICE JAPAN

XPLM LLC
 Pacific Century Place
 Marunouchi 13F
 1-11-1 Marunouchi,
 Chiyoda-ku
 100-6213 Tokyo