



# Integrate Autodesk AutoCAD Electrical with PROCAD PRO.FILE to streamline your electrical design & lifecycle management

*The rapid evolution of electrical design and manufacturing requires more efficient ways to manage the complexity involved. Integrating ECAD tools with PLM systems becomes invaluable in this context. Integrations facilitate a seamless flow of information across all stages of product development and enhance efficiency, collaboration and overall product quality.*

## Why integrate?

### Enhanced collaboration & efficiency

With an integration, design teams can work more closely with manufacturing and supply chain departments. This allows for real-time sharing of design data, component specifications, and revisions, reducing communication gaps and accelerating decision-making processes. Engineers can access up-to-date component and design information directly in AutoCAD Electrical, minimizing the need for redundant data entry and manual updates.

### Improved data accuracy & consistency

A key benefit of an integration is that any changes made in AutoCAD Electrical are synchronized with the PLM system, maintaining data consistency across all stages of product development. This reduces the risk of errors caused by outdated or mismatched information, leading to higher design quality and more reliable products.




### Optimized compliance & documentation

By centrally storing all design data, documentation and change histories, an integration simplifies compliance with industry standards and regulatory requirements. This facilitates audits and ensures that all required documents are up to date and accurate.

## The solution




The integration of AutoCAD Electrical with PROCAD PRO.FILE using XPLM's proven **integrate2** platform is a strategic move that can transform electrical design and lifecycle management. By enhancing collaboration, improving data management, accelerating time-to-market, and ensuring compliance, this integration offers substantial benefits.

As technology continues to advance, the synergy between AutoCAD Electrical and PROCAD PRO.FILE will become increasingly important for companies looking to secure a competitive advantage in the industry.

 EFFICIENCY	 CONSISTENCY	 COMPLIANCE
<ul style="list-style-type: none"><li>■ Always access up-to-date information</li><li>■ Perform agile, cross-domain development</li></ul>	<ul style="list-style-type: none"><li>■ Grant constantly high data quality</li><li>■ Minimize risk of errors</li></ul>	<ul style="list-style-type: none"><li>■ Retain compliance and standards</li><li>■ Ensure auditable processes</li></ul>

## Integration features

**integrate2** achieves complete traceability of your product development processes by integrating AutoCAD Electrical into your business processes managed by PRO.FILE.

 <b>FEATURE</b>	 <b>FUNCTIONALITY</b>	 <b>YOUR BENEFITS</b>
New design creation	Creates new designs based on templates directly in AutoCAD Electrical.	Save time by reusing existing designs or templates for new projects.
Design management	Uses PRO.FILE objects to manage the native design data.	Avoid redundancy by using a central storage location and provide design information to all stakeholders outside the AutoCAD Electrical world.
Datamodel creation	Automatically creates objects and relationships for the data handling in PRO.FILE.	Prevent manual work by automatically establishing the configured datamodel in PRO.FILE.
Output data creation	Creates and uploads the outputs needed for production and for exchange with other disciplines.	Standardize and automate the creation of manufacturing data and documentation.
BOM upload	Uploads the assembly-specific list of components used in the design to PRO.FILE.	Streamline your business processes by automatically uploading BOM information from AutoCAD Electrical to PRO.FILE.
BOM comparison	Creates an interactive BOM comparison list between AutoCAD Electrical and PRO.FILE.	Get exact information about components changed in the AutoCAD Electrical design versus PRO.FILE and check for missing and obsolete parts in PRO.FILE.
Design download	Downloads the design from PRO.FILE for viewing or editing, incl. object reservation control.	Always work with the latest AutoCAD Electrical design data and remove manual work through automated data exchange processes.
Component data synchronization	Keeps the components in the library database bidirectionally up-to-date between AutoCAD Electrical and PRO.FILE.	Eliminate the need for manual data entry and reduce the time and effort required to update information in both systems.

**Power-up your product lifecycle: Seamlessly connect AutoCAD Electrical with PRO.FILE!**



Scan this QR code for all PRO.FILE integrations

### ABOUT US

XPLM is a global solution provider specializing in the integration of applications, processes, and data for industrial companies. With our unique portfolio, we connect leading PLM and engineering systems to help our customers bring products to market faster and more successfully.

### HEADQUARTER

XPLM Solution GmbH  
Altmarkt-Galerie Dresden,  
Altmarkt 25  
01067 Dresden, Germany  
Office: +49 351 82658-0  
Email: [marketing@xplm.com](mailto:marketing@xplm.com)  
Web: [www.xplm.com](http://www.xplm.com)

### OFFICE USA

XPLM Solution Inc.  
100 Brickstone Square #100  
Andover, MA 01810 USA  
Office: +1 508 753-7500

### OFFICE JAPAN

XPLM LLC  
Pacific Century Place  
Marunouchi 13F  
1-11-1 Marunouchi,  
Chiyoda-ku  
100-6213 Tokyo